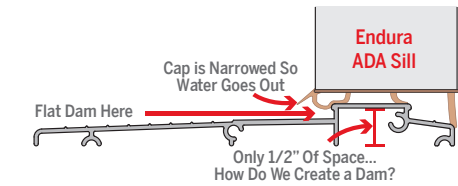
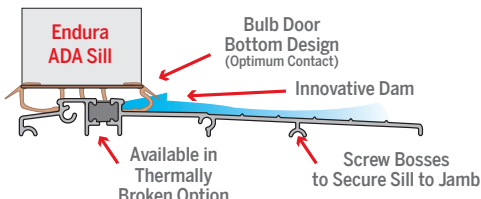


Endura vs. Traditional ADA Sills

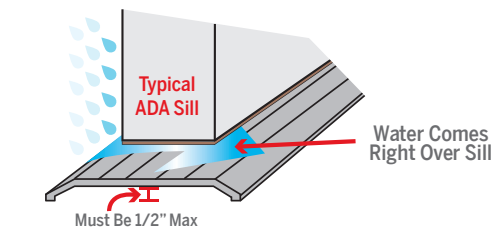
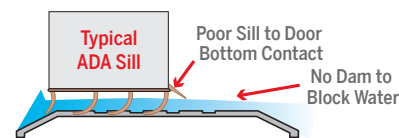
Endura's ADA Compliant Sills provide a distinct advantage over the competition with unique design features which guard the doorway from air and water infiltration.

Endura ADA Sills



Endura's patented dam feature provides the most effective method for preventing air and water infiltration.

Other ADA Sills



Other ADA Sills cannot compete with Endura. Their sills and door bottoms allow air and water to infiltrate into the home.

Sill Options

Non-Thermally Broken Inswing ADA Sills

ZHCI5TILE

ZHCI5002*

ZHCI7002*

Thermally Broken Inswing ADA Sills

ZHCI4562

ZHCI5622

ZHCI6562

ZHCI7562

Thermally Broken Inswing ADA Mull Pack Sills

MZHCI4562

MZHCI5622

MZHCI6562

MZHCI7562

Non-Thermally Broken Inswing Continuous ADA Mull Pack Sills

MZHCI5002

MZHCI7002

Thermally Broken Outswing ADA Sills

ZHC05622

ZHC07562*

Thermally Broken Outswing ADA Mull Pack Sills

MZHCO5622

MZHCO7562*

Non-Thermally Broken Inswing Heavy Duty ADA Sills

HCI5000

HCI5TILE

Non-Thermally Broken Inswing ADA "Lite" Sills

HCI5000LITE

HCI5TILELITE

HCI7000LITE

HCI7TILELITE

Jamb Mounting Bracket

Jamb's are mounted to sills using the sill's screw bosses. An optional Jamb Mounting Bracket, which is pre-attached to the sill, is available for additional jamb support.



The difference is superior performance
ADA Compliant Sills



Endura's ADA Compliant Sills provide optimum performance and features previously unavailable for an ADA application. By incorporating a dam that meets ADA height requirements, an improved seal is created between the door and sill that still provides ease of entry. Endura's modular design offers the ability to use repositionable inactive caps to create a variety of multiple opening door units from the same SKU. It's Performance Standard™.

Provides easy entry and prevents air and water infiltration.

*Not available in bronze finish

ADA Mull Boot Sizes

3-9/16" Fatboy

4-3/8" Fatboy

4-9/16" Fatboy

Aluminum Finish Options




8817 W. Market St., Colfax, NC 27235
1.800.334.2006 www.enduraproducts.com

Innovation protected under patents and patents pending in U.S. and Canada. See www.EnduraPatents.com.
Effective 11.18 © Endura Products Form# ADA-18




DETAILS AND FEATURES



ADA Sill Details

- 1. **Patented Dam Feature**—provides the most effective method for preventing air and water infiltration through a doorway
- 2. **Screw Bosses**—allow for easy attachment of jambs for lasting support
- 3. **Thermally Broken Option**—adds an extra level of protection against extreme conditions where there is a significant temperature difference between the exterior and interior of the home.
- 4. **Non-Thermally Broken Option**—better for environments with less significant temperature differences between the exterior and interior of the home.
- 5. **Durable Aluminum**

Tileback Design for Inswing Sills



Tileback design allows the sill to be flush against the tile, connecting the entryway and floor with a precise fit and proper seal with no additional work required.




Outswing Sill

ADA Sill Features

- All-aluminum construction available in mill (*non-thermal only*) or bronze sill finish
- Innovative dam seals out air and water while maintaining ADA sill height compliance
- Delivers increased contact with door bottom
- Available in thermally broken inswing 4-9/16", 5-5/8", 6-9/16" and 7-9/16" sizes
- Available in thermally broken outswing 5-5/8" and 7-9/16" sizes
- Available in thermally broken inswing mull pack 4-9/16", 5-5/8", 6-9/16" and 7-9/16" sizes
- Accommodates most single, hinged patio and French door system configurations
- Available in non-thermally broken inswing 5", 5" (tileback), 7" and 7" (tileback) sill sizes
- Sidelite seat cap option (not available with tileback sills)

ADA “Lite” Sills


Endura’s ADA Lite sills offer a less expensive option that still provides strength and performance while fitting Residential ADA Compliant requirements. Available in 5", 5" tileback and 7" tileback sill sizes.



- Less Aluminum for a Lower Cost**—uniquely supported design allows for thinner aluminum structure while maintaining strength and performance of the sill
- Tested to Perform**—400 lb. rollover testing ensures performance with necessary weight requirements
- ADA Compliant**—1/2" maximum threshold or top surface height, meets ADA code requirement
- Light Commercial and Multi-Family Use**—offers the same durable aluminum used in current ADA sills
- Support Bracket Option**—for extra level of securing to frame


ADA Mull Boot

Endura’s ADA mull boots offer a simplified solution to the tedious process of modifying existing mulls to fit the unique contour of ADA compliant sills. This innovative product works just like a regular mull boot, and snaps right onto our ADA sills in just a few simple steps.

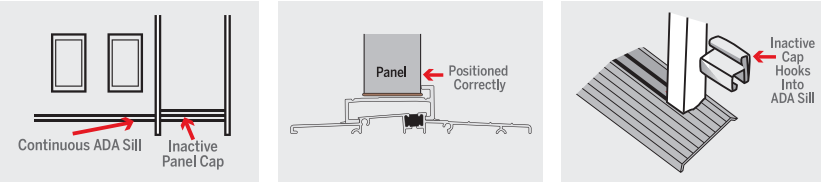


- Available in three sizes: 3-9/16" Fatboy, 4-3/8" Fatboy and 4-9/16" Fatboy
- Simplifies conversion of inswing mulls to adapt to the ADA profile
- Simple to use, with instructions printed directly on the boot
- Eliminates the need to cut the mull in the ADA profile—just one straight cut is all you need.

ADA Compliant Sidelite Seats



All the benefits of an ADA sill with inactive caps that can be repositioned to create a variety of multiple opening door units from the same SKU.
(*Not available with tileback sills.*)



Drilling Templates

We offer drilling templates for screw locations to simplify setup and production for preparation of the jamb during pre-hanging.



- Template for 4-9/16" up to 7" inswing/outswing sills and 7-9/16" outswing sills
- Template for 7-9/16" inswing sills

