



cabinetry by  
**Diamond**®

inspired **COLORS.**

innovative **ORGANIZATION.**

incredible **STRENGTH.**



Diamond's designer-inspired colors, organization, innovation and superior durability help transform bland into beautiful, and bring order and comfort to modern living.

## contents

- 02 kitchens and other rooms
- 42 mouldings & accents
- 44 organization
- 48 styles and finishes
- 62 contemporary accents
- 63 hardware
- 64 decorative glass
- 66 construction

LOGIX®



Kitchen Cabinet Manufacturers Association  
Environmental Stewardship Program  
All Products Impact the Environment  
For ESP Program Criteria, Visit [kcm.org](http://kcm.org)







TRANTER

TEXTURED LAMINATE : OBSIDIAN

WIXOM

LAMINATE : HIGH GLOSS WHITE



1



2



3



4



5




6



7



8



9

1. Base Utensil Pantry Pull-Out Cabinet

4. LED Rigid Strip Lighting

7. Scooped Drawer on Two Drawer  
Base Cabinet

2. Stainless Steel Tilt-Out Tray

5. Pantry Top Unit with Deep Roll Trays

8. Battery Powered Drawer Strip Lighting

3. Tray Divider Cabinet with Top Hinge Door

6. Inverted Frame on Utility Organizer Cabinet

9. Toekick Drawer with Push-To-Open Guides





CALDERA  
MAPLE : DOVER



- 1. Authentic Ends and Top Hinge Door
- 2. Tablet Holder
- 3. Furniture Drawers





# BAILEY

CHERRY : BLACK FOREST




- 1. Base Corner Drawer Cabinet
- 2. Square Mullion Door with Seeded Glass
- 3. Baroque Leg
- 4. Full Height Base Wastebasket with Lid\*
- 5. Gourmet SuperCabinet™
- 6. 6" Square Island Leg
- 7. Base Oven Cabinet with Toekick Drawer
- 8. Furniture Valance Toekick
- 9. Base Corner Cabinet with Curved Pull-Out





WORTHEN  
PURESTYLE™ : ELK

WIXOM  
LAMINATE : HIGH GLOSS WHITE



1. Base Pots and Pans Pull-Out Cabinet
2. LED Puck Lighting
3. Wall Pull-Down Shelf Cabinet





GRANITI  
TEXTURED LAMINATE :  
WHARF  
Shown with Lambswool Cabinet Box

LIBERTY &  
SUMNER  
MAPLE : LAMBSWOOL



1



2



3



4



5



6



7



8



9

1. Tray Shelves
2. Sink Base CabMat™
3. 120V Power Source in Drawer
4. Push-To-Open Wastebasket
5. Base Bin Tray Pull-Out
6. Lined Toekick Drawer
7. Base Container Organizer Pantry Pull-Out
8. Base Utensil Pantry Pull-Out with Knife Block
9. Toekick Vacuum





LEETON  
MAPLE : COCONUT



1



2



3



6



4



5



7



8

1. Two Drawer Base Cabinet  
(without Roll Tray)

6. Banquette Seating features  
Furniture Drawers and Leg

2. Wall Top-Hinge Cabinet

4. Sink Base CabMat™

7. Wall Pantry Pull-Out Cabinet

3. Lazy Susan Pull-Out Cabinet

5. Cosmo Leg

8. Utility Drop Zone Cabinet





BREMAN  
MAPLE : CLOUD



- 1. Deep Roll Tray and Toekick Drawer
- 2. Sink Base with Cleaning Caddy
- 3. Wall Message Center Cabinet
- 4. Gourmet SuperCabinet™
- 5. Power Pod
- 6. Wine Storage Cabinet
- 7. Base Message Center Cabinet
- 8. Pantry Top Unit with Deep Roll Trays
- 9. Pull-Down Spice Rack Cabinet





ANDEN

MAPLE : PALOMINO & HEIRLOOM OASIS



1



2



3



4



5



6



7



8

- 1. Open Shelves
- 4. Wood Tiered Cutlery Divider
- 7. Authentic End Panel

- 2. Art Corbel
- 5. Load Bearing Back and Thick Shelves
- 8. Lille Foot

- 3. Wall Top-Hinge Cabinet with Seeded Glass
- 6. Utility Cabinet





# WELLS

MAPLE : SEAL, EGRET & MARITIME

Featuring slab drawer front option.



1



2



3



4



5



6



7



8



9

1. Cooking Utensil Divider
4. Base Recycling Center Cabinet
7. LED Puck Lighting with Quattro Zoned Lighting Controller

2. LED Toe Kick Lighting
5. LED Flexible Strip Lighting
8. Three Drawer Base with Warming Drawer

3. Aluminum Frame Doors
6. Double Oven Cabinet
9. Base Paper Towel Cabinet with Wastebasket\*

\* Cabinet design has been enhanced for improved performance. Request additional information from your designer.





SELENA

MAPLE : COCONUT WITH GREY STONE GLAZE



1



2



3

1. Base Wastebasket Cabinet with  
Toe-kick Drawer\*

2. Sink Base Cabinet with Tilt-Out Trays


3. SuperCabinet™ V2

\* Cabinet design has been enhanced for improved performance.  
Request additional information from your designer.





CARSON  
RUSTIC ALDER : WHISKEY BLACK



- 1. Stack Moulding Kit #7
- 2. Base Pots and Pans Pull-Out Cabinet





SULLIVAN  
MAPLE : COCONUT & STORM



1



2



3

- 1. Square Canopy Wood Hood
- 2. Base Pantry Pull-Out Cabinet
- 3. Base Lazy Susan Cabinet with Chrome Rails





CRANDALL

OAK : SAHARA

MAPLE : BLACK



1



2



3



4



5



6



7



1. Cooking Utensil Divider

2. Full Depth Shelf

3. E-Z Reach Base Cabinet

4. Craftsman Foot (Heirloom Black Finish)

5. Square Mullion Door with Seeded Glass

6. Tall Pantry Pull-Out Cabinet

7. 36" Wide SuperCabinet™ V2





LAURELDALE  
CHERRY : HENNA      MAPLE : TIDAL MIST

Designer: Dianne Hopkins  
Dealer: Hopkins Carpet & Interiors, 432 East Market Street, Smithfield, NC 27577







# TRANTER

TEXTURED LAMINATE : ARCTIC

Shown with White Cabinet Box



1



2



3

- 1. Tray Shelves
- 2. Base with Can and Wine Bottle Pull-Outs
- 3. Base Wastebasket





ROTHSHIRE  
MAPLE : CLOUD



- 1. Vanity Hamper
- 2. 5-Piece Drawer Front





LEETON  
CHERRY : STORM



- 1. Open Cabinets
- 2. Base Message Center Cabinet
- 3. Two Drawer Base Cabinet  
with Roll Tray





BREMAN

MAPLE : MOONSTONE Dressing Area

CHERRY : MOREL Vanity



1. Vanity Mirror with Side Pull-Outs


2. Vanity Base Wastebasket

3. Vanity Grooming Pull-Out





HANLON  
CHERRY : CHOCOLATE



- 1. Vertical-Lift Door
- 2. Power Pod
- 3. Toekick Drawer with Push-to-Open Guides





TRYSTAN  
MAPLE : FOREST FLOOR



1. Wall Vanity Mirror with Cut-For-Glass Doors and Installed Mirror
2. Vanity CabMat™
3. Rain Textured Glass



# MOULDINGS & ACCENTS



1. Decorative Crown Moulding  
4. Lyndhurst Art Glass  
7. Light Rail Moulding

2. Celtic Rosette  
5. Floating Shelf  
8. Square Bar Leg

3. Acanthus Insert  
6. Weave Insert  
9. Contemporary Straight Wood Hood

1. Wood Hood Canopy Arched  
4. Cosmo Leg  
7. Madeline Foot

2. Mission Insert  
5. Metropolitan Foot  
8. Square Island Leg

3. Large Shaker Corbel  
6. Cosmo Corbel  
9. Large Corbel



# ORGANIZATION SOLUTIONS

LOGIX



1. Roll Tray & Pegged Dish Organizer  
4. Base Roll Tray Divider Cabinet  
7. Easy Reach Base Corner Cabinet

2. Wood Tiered Cutlery Divider  
5. Deep Roll Tray and Toekick Drawer  
8. Base Tray Divider Cabinet

3. Base Pantry Pull-Out Cabinet\*  
6. Base Mixer Kit\*  
9. Scooped Drawer on Two Drawer Base

1. Battery Strip Light Modification  
4. Wall Pantry Pull-Out Cabinet  
7. Stainless Steel Tilt-Out Tray

2. Base Pots and Pans Pull-Out Cabinet  
5. 120V Power Source in Drawer  
8. Deep Bin Lazy Susan Cabinet

3. Wall Tray Divider Cabinet  
6. Base Easy Access Cabinet  
9. File Drawer Cabinet



# ORGANIZATION SOLUTIONS

LOGIX



- 1. CabMat™
- 2. Appliance Garage Cabinet
- 4. Base Recycling Center
- 5. Wall Easy Reach Cabinet
- 7. Roll Trays
- 8. Base Utensil Pantry Pull-Out Cabinet

- 3. Wall Pull-Down Shelf
- 6. Hearth Pull-Out Cabinet
- 9. Wall Refrigerator Pull-Out

- 1. Wall Lazy Susan Cabinet
- 4. Segmented Lazy Susan Cabinet
- 7. Tablet Holder

- 2. Wall Message Center Cabinet
- 5. Utility Easy Access Cabinet
- 8. Base Corner Cabinet with Pull-Out

- 3. Wall Spice Rack Cabinet
- 6. Chrome Tray Divider Cabinet
- 9. Base Built-In Microwave Cabinet with Drawer



# DOOR STYLES

MAPLE

MAPLE

\* Optional Solid Reverse Raised Center Panel Available



**Anden**

full overlay



**Anden**

full overlay  
slab drawer front option



**Bailey**

full overlay



**Bailey**

full overlay  
5-piece drawer front option



**Bailey Arch**

full overlay



**Hanlon**

full overlay



**Julien**

full overlay



**Julien**

full overlay  
slab drawer front option



**LaGrange**

full overlay



**Laureldale**

full overlay



**Breman**

full overlay




**Breman**

full overlay  
5-piece drawer front option



**Caldera**

full overlay



**Caldera**

full overlay  
slab drawer front option



**Crandall**

partial overlay



**Leeton**

full overlay



**Leeton**

full overlay  
slab drawer front option



**Liberty**

full overlay



**Liberty**

full overlay  
5-piece drawer front option



**Monterey**

partial overlay



**Crandall Arch**

partial overlay



**Cullen**

full overlay



**Davis**

full overlay



**Davis**

full overlay  
slab drawer front option



**Evans**

full overlay



**Monterey Arch**

partial overlay



**Montgomery \***

full overlay



**Montgomery \***

full overlay  
slab drawer front option



**Perkins**

full overlay



**Ridgefield**

partial overlay



# DOOR STYLES

MAPLE

OAK



**Rothshire**  
full overlay



**Selena**  
full overlay



**Selena**  
full overlay  
5-piece drawer front option



**Shiloh**  
full overlay



**Shiloh**  
full overlay  
5-piece drawer front option



**Bremen**  
full overlay



**Bremen**  
full overlay  
5-piece drawer front option



**Crandall**  
partial overlay  
raised drawer front option



**Crandall Arch**  
partial overlay



**Evans**  
full overlay



**Sullivan**  
full overlay



**Sullivan**  
full overlay  
5-piece drawer front option



**Sullivan**  
full overlay  
profiled slab drawer front option



**Sullivan Arch**  
full overlay



**Sumner**  
full overlay



**Monterey**  
partial overlay




**Monterey Arch**  
partial overlay



**Perkins**  
full overlay



**Ridgefield**  
partial overlay



**Sumner**  
full overlay



**Sumner**  
full overlay  
5-piece drawer front option



**Trystan**  
full overlay



**Wells**  
full overlay



**Wells**  
full overlay  
slab drawer front option



**Sumner**  
full overlay  
5-piece drawer front option



# DOOR STYLES

## ALDER

\* Optional Solid Reverse Raised Center Panel Available



**Breman**  
full overlay



**Breman**  
full overlay  
5-piece drawer front option



**Carson**  
full overlay



**Carson**  
full overlay  
5-piece drawer front option



**Crandall**  
partial overlay



**Crandall Arch**  
partial overlay



**Montgomery \***  
full overlay



**Montgomery \***  
full overlay  
slab drawer front option



**Selena**  
full overlay



**Selena**  
full overlay  
5-piece drawer front option



**Shiloh**  
full overlay



**Shiloh**  
full overlay  
5-piece drawer front option



**Sumner**  
full overlay



**Sumner**  
full overlay  
5-piece drawer front option

## RUSTIC ALDER

\* Optional Solid Reverse Raised Center Panel Available



**Breman**  
full overlay



**Breman**  
full overlay  
5-piece drawer front option



**Carson**  
full overlay



**Carson**  
full overlay  
5-piece drawer front option



**Crandall**  
partial overlay



**Crandall Arch**  
partial overlay



**Montgomery \***  
full overlay



**Montgomery \***  
full overlay  
slab drawer front option



**Shiloh**  
full overlay



**Shiloh**  
full overlay  
5-piece drawer front option



**Sumner**  
full overlay



**Sumner**  
full overlay  
5-piece drawer front option



# DOOR STYLES

## CHERRY

## CHERRY

\* Optional Solid Reverse Raised Center Panel Available



**Bailey**

full overlay



**Bailey**

full overlay  
5-piece drawer front option



**Bailey Arch**

full overlay



**Bremen**

full overlay



**Bremen**

full overlay  
5-piece drawer front option



**Julien**

full overlay  
slab drawer front option



**LaGrange**

full overlay




**Laureldale**

full overlay



**Leeton**

full overlay



**Leeton**

full overlay  
slab drawer front option



**Caldera**

full overlay



**Caldera**

full overlay  
slab drawer front option



**Crandall**

partial overlay



**Crandall Arch**

partial overlay



**Cullen**

full overlay



**Liberty**

full overlay



**Liberty**

full overlay  
5-piece drawer front option



**Monterey**

partial overlay



**Monterey Arch**

partial overlay



**Montgomery \***

full overlay



**Davis**

full overlay



**Davis**

full overlay  
slab drawer front option




**Evans**

full overlay



**Hanlon**

full overlay



**Julien**

full overlay



**Montgomery \***

full overlay  
slab drawer front option



**Perkins**

full overlay



**Ridgefield**

partial overlay



**Rothshire**

full overlay



**Selena**

full overlay



# DOOR STYLES

## CHERRY

\* Optional Solid Reverse Raised Center Panel Available



**Selena**  
full overlay  
5-piece drawer front option



**Shiloh**  
full overlay



**Shiloh**  
full overlay  
5-piece drawer front option



**Sullivan**  
full overlay




**Sullivan**  
full overlay  
5-piece drawer front option



**Sullivan**  
full overlay  
profiled slab drawer front option




**Sullivan Arch**  
full overlay



**Sumner**  
full overlay



**Sumner**  
full overlay  
5-piece drawer front option



**Trystan**  
full overlay



**Wells**  
full overlay



**Wells**  
full overlay  
slab drawer front option

## HICKORY



**Crandall**  
partial overlay



**Crandall Arch**  
partial overlay



**Evans**  
full overlay



**Montgomery \***  
full overlay



**Montgomery \***  
full overlay  
slab drawer front option



**Perkins**  
full overlay

## SPECIALTY LAMINATE




**Graniti\***  
full overlay



**Tranter\***  
full overlay

\*Available with choice of cabinet box wood type and finish color.  
Request details from your designer.



**Wixom**  
full overlay

### WIXOM EDGE BANDING OPTIONS:



White



White with Metallic

### PURESTYLE™



**Worthen\***  
full overlay

### THERMOFOIL



**Catalina**  
full overlay















FINISHES


























MAPLE

- Not available on Trystan
- \* The door and/or drawer front center panel may be constructed of Medium Density Fiberboard (MDF), except when LaGrange and Liberty door styles, or when Distressing or Heirlooming are specified.

OPAQUES \*







					
Black	Cloud	Coconut	Dover	Egret	Forest Floor
					
Juniper Berry	Lambswool	Maritime	Moonstone	Pearl	Seaside
					
White					

OPAQUE GLAZES ••

					
Cloud with Amaretto Crème	Cloud with Grey Stone	Cloud with Toasted Almond	Coconut with Amaretto Crème	Coconut with Grey Stone	Coconut with Toasted Almond
					
Dover with Amaretto Crème	Dover with Grey Stone	Dover with Toasted Almond	Egret with Amaretto Crème	Egret with Grey Stone	Egret with Toasted Almond
					
Lambswool with Amaretto Crème	Lambswool with Grey Stone	Lambswool with Toasted Almond	Maritime with Amaretto Crème	Maritime with Grey Stone	Maritime with Toasted Almond
					
Moonstone with Amaretto Crème	Moonstone with Toasted Almond	Pearl with Amaretto Crème	Pearl with Grey Stone	Pearl with Toasted Almond	Oasis
					
Tidal Mist					

SPECIALTY LAMINATE

STANDARD FINISHES

					
Antler <sup>+</sup>	Arctic <sup>■</sup>	Elk <sup>+</sup>	High Gloss White <sup>▲</sup>	Obsidian <sup>■</sup>	Wharf <sup>+</sup>

MAPLE

- + Available on Graniti
- Available on Tranter
- Not available on Trystan
- ▲ Available on Wixom
- ◇ Available on Worthen

WOOD TONE STAINS

					
Brierwood	Buckskin	Cattail	Chocolate	Cranberry	Grizzly
					
Havana	Henna	Kodiak	Morel	Natural	Sahara
					
Seal	Storm	Thatch	Tundra		

WOOD TONE GLAZES •

			
Black Forest	Coffee	Palomino	Whiskey Black

HICKORY

WOOD TONE STAINS


					
Brierwood	Buckskin	Grizzly	Havana	Kodiak	Light
					
Morel	Natural	Sahara	Seal	Thatch	

WOOD TONE GLAZES

	
Tundra	Coffee

PURESTYLE™

STANDARD FINISH


Elk <sup>◇</sup>

THERMOFOIL

STANDARD FINISH


White




















# FINISHES

## CHERRY

• Not available on Trystan

### WOOD TONE STAINS















					
Brierwood	Buckskin	Cattail	Chocolate	Cranberry	Grizzly
					
Havana	Henna	Kodiak	Light	Morel	Natural
					
Sahara	Seal	Storm	Thatch	Tundra	

### WOOD TONE GLAZES •

			
Black Forest	Coffee	Palomino	Whiskey Black

## ALDER / RUSTIC ALDER

### WOOD TONE STAINS

					
Brierwood	Buckskin	Cattail	Chocolate	Cranberry	Grizzly
					
Havana	Kodiak	Morel	Natural	Sahara	Seal
					
Thatch	Tundra				

### WOOD TONE GLAZES

			
Black Forest	Coffee	Palomino	Whiskey Black

## OAK

### WOOD TONE STAINS

					
Brierwood	Buckskin	Chocolate	Grizzly	Havana	Kodiak
					
Light	Morel	Natural	Sahara	Seal	Thatch
					
Tundra					

### WOOD TONE GLAZES

	
Black Forest	Palomino

### OPAQUES



Black

## SPECIALTY TECHNIQUES



### HEIRLOOMING

Add character and depth to select finishes with over-sanding on edges and profiles for a naturally worn-to-the-wood appearance that says old world charm. Available in the following finishes: Black, Forest Floor, Juniper Berry, Maritime, Oasis, Seaside, Storm and Tidal Mist. Not available on Bailey, Monterey and Trystan. See your designer for availability on trim pieces.



### DISTRESSING

Our distressing technique creates a finish with unique and appealing imperfections, such as dents, wormholes, chisel marks and other natural wear signs. Available on solid raised panel doors: Anden, Carson, Crandall, Davis, Laureldale, Selena, and Sullivan. Not available on Coconut, Dover, Pearl or White.



# CONTEMPORARY ACCENTS

## LIGHTING SOLUTIONS



LED Puck Lighting and Quattro Zoned Lighting Controller\*



LED Flexible Strip



LED Rigid Strip



Battery Powered Drawer Strip

## EMBELLISHMENTS



A. Crescent Corbel, B. Square Foot, C. Tee Foot, D. Round Foot, E. Caster, F. Angled Foot Shelf Support Bracket



# HARDWARE


## TRADITIONAL



## TRANSITIONAL



## CONTEMPORARY






# GLASS

## ART GLASS




## TEXTURED GLASS

Clear glass also available.



## MULLION DOORS


*\* Also available in Arch and Cathedral*



*Note: Door frame may reduce amount of glass shown.*

## ALUMINUM FRAME DOORS

Limited size availability. See designer for details.





# ROCK SOLID CONSTRUCTION

## STRENGTH: UNMATCHED WITH OUR LOAD-BEARING BACK

- **HEFTY 3/8" THICK LOAD-BEARING PANEL EXTENDS THE ENTIRE WIDTH AND HEIGHT OF THE WALL CABINET**
- **PROVIDES UNWAVERING STRUCTURAL SUPPORT FOR THE LIFE OF THE WALL CABINET**
- **NO CENTER DIVIDER OBSTRUCTING ACCESS TO ITEMS IN CABINETS UP TO 36" WIDE**



# THE DIAMOND DIFFERENCE

## PERFORMANCE: QUIET WITH OUR SMART STOP™ CLOSING MECHANISM



**SMART STOP IHC GUIDES FOR DRAWERS**

- Undermount, full-extension



**SMART STOP IHC GUIDES FOR PULL-OUTS**



**SMART STOP IHC HINGES FOR DOORS**

- Premium integrated hinges with adjustability



**SMART STOP IHC FOR ROLL TRAYS**

- Smooth closing action standard on roll trays

## BEAUTY: TOUGH WITH OUR 12-STEP PROCESS



With hundreds of stains, glazes and finishing techniques – such as heirloom and distressing – our cabinets are beautiful to look at, but durable and easy to clean, too.

## FUNCTION: DURABLE WITH CHOICE COMPONENTS



Diamond uses only the finest materials for our organization accessories so your room functions for a lifetime.



## BEAUTY, FUNCTION, STRENGTH, PERFORMANCE. NOW AND FOUREVER™

These are the 4 pillars underlying our guiding philosophy. They are why Diamond is a name trusted by professionals and embraced by homeowners. A brand respected for staying a step ahead of emerging trends while knowing exactly where your needs lie today.

This is what makes FourEver Quality Assurance from Diamond unique in the industry. It's a promise we've been keeping right from the start: To deliver Beauty, Function, Strength and Performance with every order, every install, and every follow-up.



Kitchen Cabinet Manufacturers Association Environmental Stewardship Program All Products Impact the Environment For ESP Program Criteria, Visit [koma.org](http://koma.org)

## STANDARD CONSTRUCTION



**1/2" THICK SIDES, TOP & BOTTOM**

- Substantial thickness for strong, consistent durability.



**1/2" THICK I-BEAM BRACES**

- Front-to-back lineal braces integrate sides, back and face frame for construction, shipping and installation stability.



**DOVETAIL DRAWER WITH ALL-WOOD SIDES & FULL EXTENSION GUIDES**

- Furniture quality joinery for lasting performance.
- Includes protective clear-coat for easy wiping and cleaning.
- Undermount guides allow drawer to extend completely.



**3/4" THICK ADJUSTABLE SHELVING**

- Thickness enhances interior cabinet stability and support of large loads.
- Secured with clips at ends and back for extra support.

## PLYWOOD UPGRADES

Diamond® construction materials start with high-quality furniture board, a choice material commonly used throughout the industry, as standard. However, when plywood is desired, Diamond offers various options that meet your budget and project requirements.

*\*All plywood components meet ANSI/HPVA HP-1 standards, and may contain MDF or particleboard.*

*†Cabinets with limited interior visibility, such as Drawer Bases (2DB..., 3DB..., 4DB...), may have laminated plywood cabinet interior.*



**PLYWOOD\* ENDS**

Finished veneer for visible ends



**ALL PLYWOOD\***

A mark of quality craftsmanship



**NATURAL FINISHED VENEER INTERIOR**

A standard feature on All Plywood\* Construction cabinets†





CALDERA Maple Dover

cabinetry by  
**Diamond**<sup>®</sup>



Kitchen Cabinet Manufacturers Association  
Environmental Stewardship Program  
All Products Impact the Environment  
For ESP Program Criteria, Visit [kcma.org](http://kcma.org)

LOGIX<sup>™</sup>

**FourEver**<sup>™</sup>  
QUALITY ASSURANCE

BEAUTY. FUNCTION. STRENGTH. PERFORMANCE.

Find all the styles you love at  
**YOUR LOCAL DEALER.**

Styles, product availability and construction may vary slightly from those shown in this catalog due to material availability and/or design evolution. Specifications are subject to change without notice. For more details check with your designer.

Product photography and illustrations have been reproduced as accurately as printing technologies permit. To ensure highest satisfaction, we strongly suggest you view an actual sample for best color, wood grain and finish representation.

Diamond is a certified brand in the Kitchen Cabinet Manufacturers Association (KCMA) Environmental Stewardship Program. The program recognizes companies that demonstrate an ongoing commitment to environmental practices and sustainability.

**Front Cover Image:**  
**DAVIS Cherry Seal, Wells Maple Egret,  
and Worthen PureStyle<sup>™</sup> Elk**

Supersedes all prior versions.  
© 2018 MasterBrand Cabinets, Inc.  
Diamond, a division of MasterBrand Cabinets, Inc.  
1127639950 2018-01/MOS/20M