



DOOR SURROUND KIT SOLUTION

FYPON
Where style meets performance



Style + Performance + Service = The Fypon Advantage

Fypon gives design and construction professionals an edge over other interior and exterior design building materials. Fypon marries style and performance with one of the industry's largest product offerings and best customer service to give our customers a true competitive edge.

STYLE

Fypon is the recognized leader in polyurethane product design, innovation and molding technology. From old world style to classic modern design, Fypon offers the largest and most architecturally correct styles and designs of moulding and trim, shutters and beams.

- Architecturally correct and historically accurate product styles and designs
- Molded from actual timber and stone products to capture the texture, patterns and deep shadow lines of classic building materials
- A distinctive look and personality to complement any home design for maximum appeal

PERFORMANCE

Only Fypon engineers consistent quality and long lasting performance into every product we make, today and tomorrow. From our popular trim and mouldings to our growing shutter and beam offerings, each product is manufactured by experts in polyurethane molding technology. All Fypon building products:

- Are easy to install with no special tools or extra labor necessary
- Deliver consistent workmanship and product quality
- Feature low maintenance
- Provide weather and moisture resistance
- Come stain or paint ready
- Resists insects and won't warp, crack or split

SERVICE

From one leader to another, building professionals trust Fypon to deliver on the jobsite and to the bottom line.

- Fypon provides architects and builders with renderings and marketing support for blue prints and model homes
- Receive extensive builder support including an industry first quote package program with quantity pricing tools available at projects@fypon.com
- We provide installation FAQ (frequently asked questions) and support from master craftsmen
- Plus custom design services for historical restorations and replicas available at CPS@fypon.com

6 REASONS TO USE A FYPON DOOR SURROUND KIT

- 1 Increase sales and your bottom line by adding a door surround to every door sale
- 2 Add beauty and curb appeal
- 3 Simplified ordering process - order one kit instead of three or more separate parts
- 4 Priced at a savings to you vs. ordering individual pieces
- 5 Save time and money - quick delivery and fast installation
- 6 Increase customer satisfaction and referrals

TABLE OF CONTENTS

**Why
Fypor Door
Surround Kits**

Page 3

**Crosshead
& Pilaster
Selections**

Page 4

**How to
Choose a Door
Surround Kit**

Page 5

**Ordering
Door Surround
Kits**

Page 6

**Fluted &
Plain Door
Surround Kits**

Page 7 - 10

**New
Custom
Brochures**

Page 11











FYPON VS. WOOD SAVES YOU TIME AND MONEY

	FYPON DOOR SURROUND	WOOD DOOR SURROUND
Materials:	\$ \$ \$231	\$ \$150
Labor:	\$ \$52	\$ \$ \$216
Total Cost:	\$ \$283	\$ \$ \$366
Install Hours:	1 hour	4.5 hours*

Source: Door Trim Comparison Study, Market Research Associates (MRA), 2009; Cost adjusted to reflect increased average labor and material

According to an independent research study conducted by MRA, contractors will save time and labor by installing polyurethane products versus using built-up traditional wood products pieces

FYPON VS. PVC THE BETTER SOLUTION

FYPON DOOR SURROUND	PVC DOOR SURROUND
 <p>Limited temperature driven contraction and expansion</p>	 <p>Large gaps, expansion and contraction driven by freezing vs. hot weather</p>
 <p>Countless detailed styles & designs</p>	 <p>Simplistic and limited designs</p>
 <p>No buildup</p>	 <p>Material buildup around door/added material</p>
 <p>No additional labor for buildup</p>	 <p>Additional labor for buildup</p>
 <p>25 minutes / Install Labor</p>	 <p>1.5 hour / Install Labor</p>

Source Test: 1 Install with PVC door surround vs. 1 Install with PUR door surround

Fypon Door Surround Kits are an easy decision. When you are installing a new door, add more profit to your sale by including a door surround. It's an easy up-sell and you'll have more satisfied customers with the little extra they will pay for greater curb appeal to their home. It just makes sense to add a Fypon Door Surround System.

More benefits to a polyurethane door surround system include:

- More continuity and accuracy when using standardized urethane pieces
- Repeatable consistency for multi-door jobs
- Little-to-no material waste
- Easy installation - no need for a finish carpenter
- Impervious to decay, insect infestation, water damage and rot

A recent installation found polyurethane door surrounds beat out PVC as well

- No fabrication necessary for Fypon door surrounds means no wasted time or materials
- With $\frac{1}{3}$ the completion time needed you can move on to the next job, completing as many as 12-16 installations in a day vs. 4-5

For additional design components visit [Fypon.com/ecatalog/window trim](https://www.fypon.com/ecatalog/window-trim)

FYPON DOOR SURROUND KIT COMPONENTS

Crosshead Selection



6" Crosshead Height



9" Crosshead Height



12" Crosshead Height



4 1/2" Crosshead with Keystone



6" Crosshead with Keystone



9" Crosshead with Keystone



12" Crosshead with Keystone

Adjustable Pilaster Selection

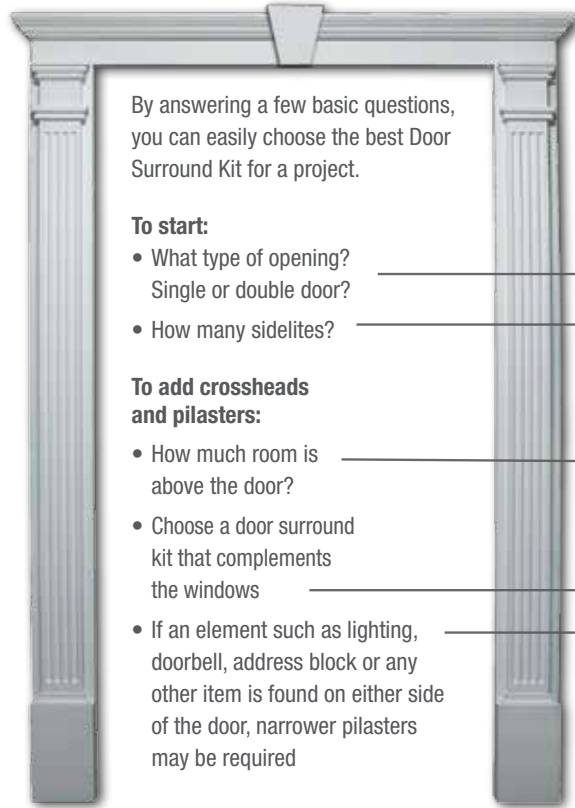


Plain Pilaster in 5", 7", and 8" widths

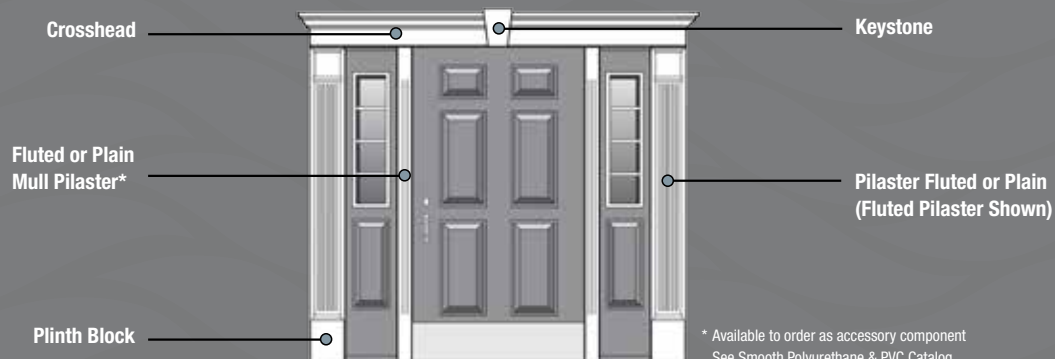


Fluted Pilaster in 5", 7", and 8" widths

HOW TO CHOOSE THE RIGHT DOOR SURROUND KIT

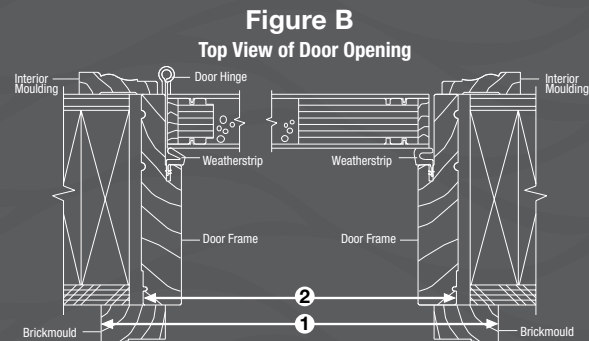
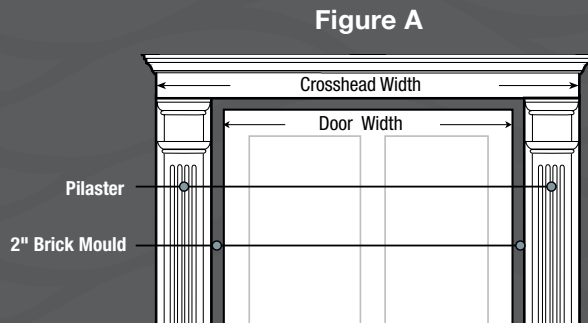


DOOR TRIM TERMINOLOGY



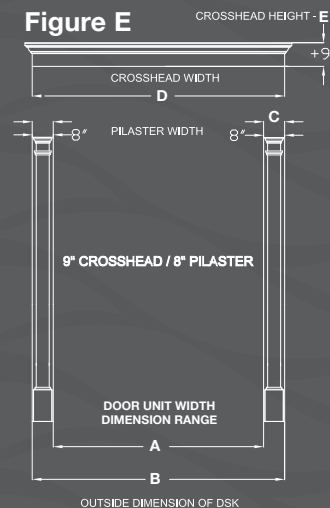
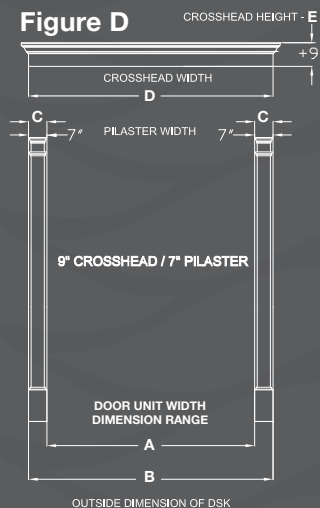
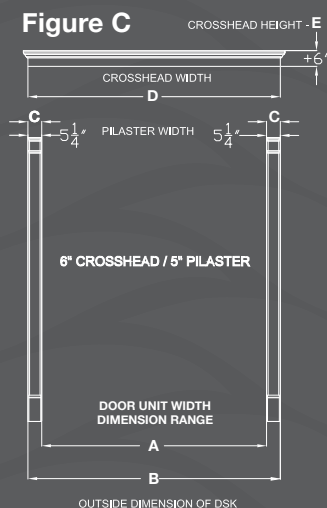
HOW TO CHOOSE YOUR DOOR SURROUND KIT (DSK)

- ① Identify the door style of the unit that will be fitted with the Fypon Surround Kit from the following pages. Then, choose the kit with the dimensions that will fit your door unit measurements from the specific column ("Door Unit Width Dimension Range") Refer to Figure B for measuring door opening width.
- ② Select the desired DSK available to fit opening.
- ③ Note the Pilaster width (C) and Crosshead height (E).
- ④ Use the diagrams to calculate the outside dimensions of the DSK to make sure there are no obstructions around your door unit.



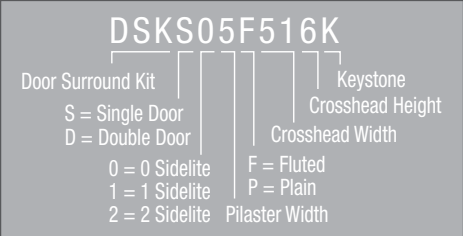
How to Measure your Door Openings

- ① **With Brickmould**
Measure Outside to Outside of the Brickmould.
 - ② **Without Brickmould**
Measure Outside Frame to Outside Frame
- (1 or 2 = A in Figure C,D,E)




FLUTED PILASTER DOOR SURROUND KITS


Refer to drawings on page 6



Single Door | With Keystone

Door Style	Part Number	Sidelite Width	Pilaster	Pilaster Width	Crosshead	Crosshead Width	Keystone	Door Unit Width Dimension Range (A)	Outside Dimension of DSK (B)	Crosshead Can be Trimmed
	DSKS05F516K	—	PIL5X108	5"	WCH51X6	51"	K6M	Up to 40 1/2"	51"	YES
	DSKS07F569K	—	PIL7X108	7"	WCH56X9	56"	K9M	Up to 42"	56"	YES
	DSKS08F589K	—	PIL8X108	8"	WCH58X9	58"	K9M	Up to 42"	58"	YES
	Single Door Without Keystone									
	DSKS05F516	—	PIL5X108	5"	WCH51X6	51"	—	37 1/2" - 40 1/2"	51"	NO
	DSKS07F569	—	PIL7X108	7"	WCH56X9	56"	—	40"-42"	56"	NO
	DSKS08F589	—	PIL8X108	8"	WCH58X9	58"	—	40"-42"	58"	NO

Single Door | 1 Sidelite | With Keystone

Door Style	Part Number	Sidelite Width	Pilaster	Pilaster Width	Crosshead	Crosshead Width	Keystone	Door Unit Width Dimension Range (A)	Outside Dimension of DSK (B)	Crosshead Can be Trimmed
	DSKS105F646K	10"	PIL5X108	5"	WCH64X6	64"	K6M	Up to 53 1/2"	64"	YES
	DSKS107F679K	10"	PIL7X108	7"	WCH67X9	67"	K9M	Up to 53"	67"	YES
	DSKS108F699K	10"	PIL8X108	8"	WCH69X9	69"	K9M	Up to 53"	69"	YES
	DSKS105F646K	12"	PIL5X108	5"	WCH64X6	64"	K6M	Up to 53 1/2"	64"	YES
	DSKS107F689K	12"	PIL7X108	7"	WCH68X9	68"	K9M	Up to 54"	68"	YES
	DSKS108F709K	12"	PIL8X108	8"	WCH70X9	70"	K9M	Up to 54"	70"	YES
	DSKS105F666K	14"	PIL5X108	5"	WCH66X6	66"	K6M	Up to 55 1/2"	66"	YES
	DSKS17F709K	14"	PIL7X108	7"	WCH70X9	70"	K9M	Up to 56"	70"	YES
	DSKS18F729K	14"	PIL8X108	8"	WCH72X9	72"	K9M	Up to 56"	72"	YES
	Single Door 1 Sidelite Without Keystone									

Single Door | 1 Sidelite | Without Keystone

DSKS107F679	10"	PIL7X108	7"	WCH67X9	67"	—	51"-53"	67"	NO
DSKS108F699	10"	PIL8X108	8"	WCH69X9	69"	—	51"-53"	69"	NO
DSKS105F646	12"	PIL5X108	5"	WCH64X6	64"	—	51 1/2"-53 1/2"	64"	NO
DSKS107F689	12"	PIL7X108	7"	WCH68X9	68"	—	52"-54"	68"	NO
DSKS108F709	12"	PIL8X108	8"	WCH70X9	70"	—	52"-54"	70"	NO
DSKS105F666	14"	PIL5X108	5"	WCH66X6	66"	—	53 1/2"-55 1/2"	66"	NO
DSKS17F709	14"	PIL7X108	7"	WCH70X9	70"	—	54"-56"	70"	NO
DSKS18F729	14"	PIL8X108	8"	WCH72X9	72"	—	54"-56"	72"	NO



Single Door | 2 Sidelites | With Keystone

Door Style	Part Number	Sidelite Width	Pilaster	Pilaster Width	Crosshead	Crosshead Width	Keystone	Door Unit Width Dimension Range (A)	Outside Dimension of DSK (B)	Crosshead Can be Trimmed
	DSKS205F746K	10"	PIL5X108	5"	WCH74X6	74"	K6M	Up to 63½"	74"	YES
	DSKS207F779K	10"	PIL7X108	7"	WCH77X9	77"	K9M	Up to 63"	77"	YES
	DSKS208F809K	10"	PIL8X108	8"	WCH80X9	80"	K9M	Up to 64"	80"	YES
	DSKS205F786K	12"	PIL5X108	5"	WCH78X6	78"	K6M	Up to 67½"	78"	YES
	DSKS207F819K	12"	PIL7X108	7"	WCH81X9	81"	K9M	Up to 67"	81"	YES
	DSKS208F849K	12"	PIL8X108	8"	WCH84X9	84"	K9M	Up to 68"	84"	YES
	DSKS25F846K	14"	PIL5X108	5"	WCH84X6	84"	K6M	Up to 73½"	84"	YES
	DSKS27F869K	14"	PIL7X108	7"	WCH86X9	86"	K9M	Up to 72"	86"	YES
	DSKS28F889K	14"	PIL8X108	8"	WCH88X9	88"	K9M	Up to 72"	88"	YES

Single Door | 2 Sidelites | Without Keystone

DSKS205F746	10"	PIL5X108	5"	WCH74X6	74"	—	61½"-63½"	74"	NO
DSKS207F779	10"	PIL7X108	7"	WCH77X9	77"	—	61"-63"	77"	NO
DSKS208F809	10"	PIL8X108	8"	WCH80X9	80"	—	62"-64"	80"	NO
DSKS205F786	12"	PIL5X108	5"	WCH78X6	78"	—	65½"-67½"	78"	NO
DSKS207F819	12"	PIL7X108	7"	WCH81X9	81"	—	65"-67"	81"	NO
DSKS208F849	12"	PIL8X108	8"	WCH84X9	84"	—	66"-68"	84"	NO
DSKS27F869	14"	PIL7X108	7"	WCH86X9	86"	—	70"-72"	86"	NO
DSKS28F889	14"	PIL8X108	8"	WCH88X9	88"	—	70"-72"	88"	NO

Double Door | With Keystone

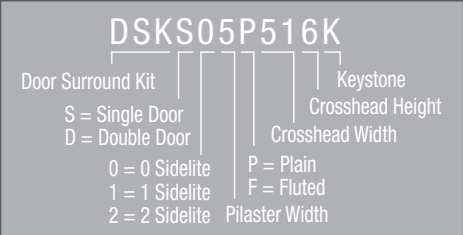
Door Style	Part Number	Sidelite Width	Pilaster	Pilaster Width	Crosshead	Crosshead Width	Keystone	Door Unit Width Dimension Range (A)	Outside Dimension of DSK (B)	Crosshead Can be Trimmed
	DSKD05F966K	—	PIL5X108	5"	WCH96X6	96"	K6M	Up to 85½"	96"	YES
	DSKD07F939K	—	PIL7X108	7"	WCH93X9	93"	K9M	Up to 79"	93"	YES
	DSKD08F969K	—	PIL8X108	8"	WCH96X9	96"	K9M	Up to 80"	96"	YES


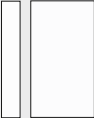
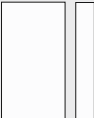
Double Door | Without Keystone

DSKD07F939	—	PIL7X108	7"	WCH93X9	93"	—	77"-79"	93"	NO
------------	---	----------	----	---------	-----	---	---------	-----	----

PLAIN PILASTER DOOR SURROUND KITS

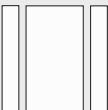
Refer to drawings on page 6



Single Door With Keystone										
Door Style	Part Number	Sidelite Width	Pilaster	Pilaster Width	Crosshead	Crosshead Width	Keystone	Door Unit Width Dimension Range (A)	Outside Dimension of DSK (B)	Crosshead Can be Trimmed
	DSKS05P516K	—	PIL5X108P	5"	WCH51X6	51"	K6M	Up to 40 1/2"	51"	YES
	DSKS07P569K	—	PIL7X108P	7"	WCH56X9	56"	K9M	Up to 42"	56"	YES
	DSKS08P589K	—	PIL8X108P	8"	WCH58X9	58"	K9M	Up to 42"	58"	YES
	Single Door Without Keystone									
	DSKS05P516	—	PIL5X108P	5"	WCH51X6	51"	—	37.5" - 40 1/2"	51"	NO
	DSKS07P569	—	PIL7X108P	7"	WCH56X9	56"	—	40"-42"	56"	NO
	DSKS08P589	—	PIL8X108P	8"	WCH58X9	58"	—	40"-42"	58"	NO
Single Door 1 Sidelite With Keystone										
Door Style	Part Number	Sidelite Width	Pilaster	Pilaster Width	Crosshead	Crosshead Width	Keystone	Door Unit Width Dimension Range (A)	Outside Dimension of DSK (B)	Crosshead Can be Trimmed
 or 	DSKS105P646K	10"	PIL5X108P	5"	WCH64X6	64"	K6M	Up to 53 1/2"	64"	YES
	DSKS107P679K	10"	PIL7X108P	7"	WCH67X9	67"	K9M	Up to 53"	67"	YES
	DSKS108P699K	10"	PIL8X108P	8"	WCH69X9	69"	K9M	Up to 53"	69"	YES
	DSKS105P646K	12"	PIL5X108P	5"	WCH64X6	64"	K6M	Up to 53 1/2"	64"	YES
	DSKS107P689K	12"	PIL7X108P	7"	WCH68X9	68"	K9M	Up to 54"	68"	YES
	DSKS108P709K	12"	PIL8X108P	8"	WCH70X9	70"	K9M	Up to 54"	70"	YES
	DSKS105P666K	14"	PIL5X108P	5"	WCH66X6	66"	K6M	Up to 55 1/2"	66"	YES
	DSKS17P709K	14"	PIL7X108P	7"	WCH70X9	70"	K9M	Up to 56"	70"	YES
	DSKS18P729K	14"	PIL8X108P	8"	WCH72X9	72"	K9M	Up to 56"	72"	YES
	Single Door 1 Sidelite Without Keystone									
	DSKS107P679	10"	PIL7X108P	7"	WCH67X9	67"	—	51"-53"	67"	NO
	DSKS108P699	10"	PIL8X108P	8"	WCH69X9	69"	—	51"-53"	69"	NO
	DSKS105P646	12"	PIL5X108P	5"	WCH64X6	64"	—	51 1/2"-53 1/2"	64"	NO
	DSKS107P689	12"	PIL7X108P	7"	WCH68X9	68"	—	52"-54"	68"	NO
	DSKS108P709	12"	PIL8X108P	8"	WCH70X9	70"	—	52"-54"	70"	NO
	DSKS105P666	14"	PIL5X108P	5"	WCH66X6	66"	—	53 1/2"-55 1/2"	66"	NO
	DSKS17P709	14"	PIL7X108P	7"	WCH70X9	70"	—	54"-56"	70"	NO
	DSKS18P729	14"	PIL8X108P	8"	WCH72X9	72"	—	54"-56"	72"	NO




Single Door | 2 Sidelites | With Keystone

Door Style	Part Number	Sidelite Width	Pilaster	Pilaster Width	Crosshead	Crosshead Width	Keystone	Door Unit Width Dimension Range (A)	Outside Dimension of DSK (B)	Crosshead Can be Trimmed
	DSKS205P746K	10"	PIL5X108P	5"	WCH74X6	74"	K6M	Up to 63½"	74"	YES
	DSKS207P779K	10"	PIL7X108P	7"	WCH77X9	77"	K9M	Up to 63"	77"	YES
	DSKS208P809K	10"	PIL8X108P	8"	WCH80X9	80"	K9M	Up to 64"	80"	YES
	DSKS205P786K	12"	PIL5X108P	5"	WCH78X6	78"	K6M	Up to 67½"	78"	YES
	DSKS207P819K	12"	PIL7X108P	7"	WCH81X9	81"	K9M	Up to 67"	81"	YES
	DSKS208P849K	12"	PIL8X108P	8"	WCH84X9	84"	K9M	Up to 68"	84"	YES
	DSKS25P846K	14"	PIL5X108P	5"	WCH84X6	84"	K6M	Up to 73½"	84"	YES
	DSKS27P869K	14"	PIL7X108P	7"	WCH86X9	86"	K9M	Up to 72"	86"	YES
	DSKS28P889K	14"	PIL8X108P	8"	WCH88X9	88"	K9M	Up to 72"	88"	YES

Single Door | 2 Sidelites | Without Keystone

DSKS205P746	10"	PIL5X108P	5"	WCH74X6	74"	—	61½"-63½"	74"	NO
DSKS207P779	10"	PIL7X108P	7"	WCH77X9	77"	—	61"-63"	77"	NO
DSKS208P809	10"	PIL8X108P	8"	WCH80X9	80"	—	62"-64"	80"	NO
DSKS205P786	12"	PIL5X108P	5"	WCH78X6	78"	—	65½"-67½"	78"	NO
DSKS207P819	12"	PIL7X108P	7"	WCH81X9	81"	—	65"-67"	81"	NO
DSKS208P849	12"	PIL8X108P	8"	WCH84X9	84"	—	66"-68"	84"	NO
DSKS27P869	14"	PIL7X108P	7"	WCH86X9	86"	—	70"-72"	86"	NO
DSKS28P889	14"	PIL8X108P	8"	WCH88X9	88"	—	70"-72"	88"	NO

Double Door | With Keystone

Door Style	Part Number	Sidelite Width	Pilaster	Pilaster Width	Crosshead	Crosshead Width	Keystone	Door Unit Width Dimension Range (A)	Outside Dimension of DSK (B)	Crosshead Can be Trimmed
	DSKD05P966K	—	PIL5X108P	5"	WCH96X6	96"	K6M	Up to 85½"	96"	YES
	DSKD07P939K	—	PIL7X108P	7"	WCH93X9	93"	K9M	Up to 79"	93"	YES
	DSKD08P969K	—	PIL8X108P	8"	WCH96X9	96"	K9M	Up to 80"	96"	YES

Double Door | Without Keystone

DSKD07P939	—	PIL7X108P	7"	WCH93X9	93"	—	77"-79"	93"	NO
------------	---	-----------	----	---------	-----	---	---------	-----	----

Offer Your Door Surrounds in a Custom Brochure


What is a custom brochure program?

- A custom brochure provides you the opportunity to select the door surrounds you want to offer and show them in a printed brochure or pdf
- We provide you with a template, either a 4-page brochure or a 1-page (front and back) flyer, where you can fill in the template with your information and choices of door surrounds

Benefits of our custom brochure program

- An easy up-sell to your customer
- Increases curb appeal for little additional money
- Provides more referrals for you
- One step ordering process
- Quick delivery
- Easy installation
- More satisfied customers

Once complete, your brochure will be approved by Fypon Marketing




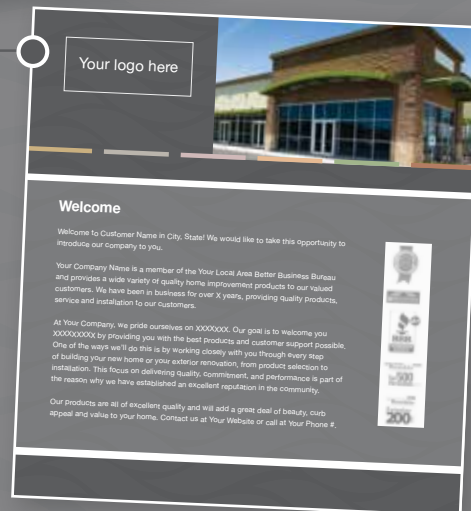
Cover

Choose from several images we provide or upload your own image of a Fypon door surround

Your logo

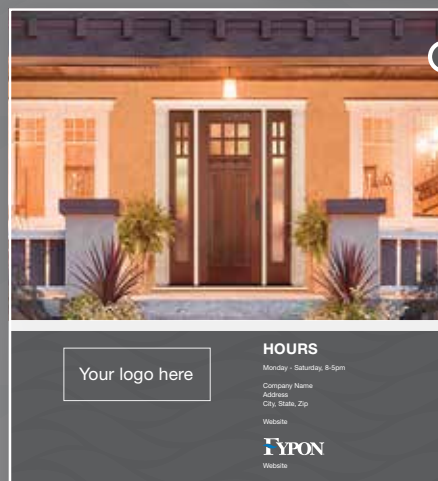
Inside front cover

- Block of text that describes your business
- Community or area you service
- BBB, relevant organizations that you belong to
- Awards, etc.
- Or other information you wish to communicate to your customers
- Or choose a beauty image and one of three marketing messages on door surrounds



3rd page

- Door surrounds you will offer



Back cover

- Choose image of door with surround
- Company logo
- Hours of operation
- Showroom location, if applicable
- Contact information (email address, phone #)
- Customer website
- Customer logo
- Fypon website
- Fypon logo

To create your custom door surround brochure visit <http://shop.corporateorders.com/fypon>



1750 Indian Wood Circle | Maumee, OH 43537 | Phone: 800.446.3040 U.S. and Canada
Fax: 800.446.9373 U.S. and Canada | www.fypon.com | info@fypon.com