



MASONITE®

# FIRE-RATED / ADA / STC

EXTERIOR DOORS



Open to extraordinary.™

# Exterior Door Offering

MASONITE FIRE-RATED/ADA/STC COMPLIANT

MASONITE

## FIRE-RATED



- ▶ Whether or not codes require fire-rated entry, enjoy the peace of mind that comes with knowing your home is more protected. Masonite offers 20 and 90-minute fire doors with the same on-trend architectural characteristics of our steel portfolio. Masonite runs extensive testing at the R&D center to ensure the most stringent fire-rated building codes are met.

- ▶ 20 or 90-minute fire-rating must be specified when ordering.

MASONITE

## ADA



- ▶ Masonite is proud to offer several door designs with 10" bottom rails. Complying with ADA (American Disabilities Act) standards the offerings are available in a number of steel and fiberglass designs to suit many styles of architecture. Masonite is continually creating new and innovative products that make every home more valuable and more enjoyable.

- ▶ Doors indicated as ADA eligible must be installed with ADA thresholds and ADA compliant hardware.

# MASONITE STC



## Acoustical Performance

MAX SIZE	EXTERIOR DOOR UNITS WITH NO GLASS <sup>†</sup>	STC <sup>1</sup>	OITC <sup>2</sup>
3/0 x 6/8	<b>BARRINGTON, BELLEVILLE, OAKCRAFT.</b> with Foam Core	22	22
3/0 x 6/8	<b>MASONITE. HD STEEL</b> Steel Edge with Foam Core	22	22
3/0 x 6/8	<b>MASONITE. UTILITY STEEL</b> with Foam Core	23	23
3/0 x 8/0	<b>MASONITE. HD STEEL</b> Wood Edge with Foam Core	24	22
3/0 x 8/0	<b>BARRINGTON, BELLEVILLE, OAKCRAFT.</b> with Particleboard Core	30	28

MAX SIZE	EXTERIOR DOOR UNITS WITH INSULATED GLASS		STC <sup>1</sup>	OITC <sup>2</sup>
3/0 x 8/0	<b>VISTAGRANDE.</b> Fiberglass	Full Lite - Clear 1"	30	25
3/0 x 8/0	<b>VISTAGRANDE.</b> Fiberglass	Full Lite - Clear 1" with Single 1/4" Lami layer	32	29
3/0 x 8/0	<b>VISTAGRANDE.</b> Fiberglass with Particleboard Core	Full Lite - Clear 1" with Single 1/4" Lami layer	35	30

- ▶ Managing and containing sound transmission is becoming more popular in both residential and commercial construction. Doors can be an important component when attempting to reduce the noise that is either entering or exiting a room or building. STC (Sound Transmission Class) are measurements of a door's ability to reduce the transmission of airborne noise. Higher STC values represent better noise reduction.

- ▶ Acoustical performance based on wood frames and 5/8" compression weatherstrip.
- ▶ STC determined in accordance with ASTM E90.

<sup>1</sup>Sound Transmission Class





<sup>2</sup>Outdoor-Indoor Transmission Class



<sup>†</sup>Any opaque design



Acoustical performance values determined in accordance with ASTM E90, Standard Test Method for Laboratory Measurements of Airborne Sound Transmission Loss of Building Partitions & ASTM E413, Classification for Rating Sound Insulation. ASTM E1332, Standard Classification for Determining of Outdoor-Indoor Transmission Class.

# Fire-Rated / ADA





















## EXTERIOR DOOR OFFERING

BARRINGTON® SIERRA® & FLAGSTAFF®		WIDTHS		
		2/8	2/10	3/0
	BSN - 2P Camber-Top			
	6/8			🔥
	8/0			🔥
	BSP - 2P Plank Camber-Top			
	6/8			🔥
	8/0			🔥
	BSP - 1P Plank Camber-Top			
	6/8			🔥
	8/0			🔥
	BFS - Flagstaff Plank			
	6/8			🔥
	8/0			🔥






































HERITAGE SERIES® FIR TEXTURED & SMOOTH		WIDTHS		
		2/8	2/10	3/0
	HFT - Craftsman 3P			
	6/8	🔥	🔥 ADA	🔥 ADA
	8/0	🔥	🔥 ADA	🔥 ADA
	HGS - Craftsman 3P			
	6/8	🔥	🔥 ADA	🔥 ADA
	8/0	🔥	🔥 ADA	🔥 ADA



























BELLEVILLE® MAHOGANY TEXTURED		WIDTHS		
		2/8	2/10	3/0
	BMT - Cheyenne® 2P plank			
	6/8	🔥	🔥	🔥
	BMT - 6P			
	6/8	🔥	🔥	🔥
	8/0	🔥	🔥	🔥




















































BELLEVILLE® FIR TEXTURED		WIDTHS		
		2/8	2/10	3/0
	BFT - 6P			
	6/8	🔥	🔥	🔥

VISTAGRANDE® TEXTURED & SMOOTH FLUSH-GLAZED			WIDTHS		
			2/8	2/10	3/0
		VFT / VSG - 106			
		6/8		ADA	ADA
		VFT / VSG - 126			
		6/8			ADA
		VFT / VSG - 122			
		6/8		ADA	ADA
		8/0		ADA	ADA
		VFT / VSG - 404			
		6/8		ADA	ADA
		VFT / VSG - 426			
		6/8			ADA
		VSG - 726			
		7/0			ADA
		VSG - 626			
		7/6			ADA
		VFT / VSG - 810			
		8/0		ADA	ADA
		VFT / VSG - 826			
		8/0			ADA
		VFT / VSG - 926			
		6/8			ADA
		8/0			ADA

🔥 - Available as 20-Minute Fire-Rated / ADA - ADA eligible door / Please specify Fire-Rating or ADA when ordering  
 ADA bottom panel may not line up with sidelites / 20-Minute positive pressure Category B with hose steam  
 90-Minute positive pressure Category B






















































































BELLEVILLE® OAK TEXTURED		WIDTHS				
		2/0	2/6	2/8	2/10	3/0
	BLT - Flush					
	6/8				 ADA	 ADA
	7/0				 ADA	 ADA
	8/0				 ADA	 ADA
	BLT - 2P Square					
	6/8					
	8/0					
	BLT - 4P New England					
	6/8					
	BLT - 6P					
	6/8					
	7/0				 ADA	 ADA
	8/0				 ADA	 ADA


OAKCRAFT® TEXTURED®		WIDTHS				
		2/0	2/6	2/8	2/10	3/0
	OAK - Flush					
	6/8				 ADA	 ADA
	7/0				 ADA	 ADA
	8/0				 ADA	 ADA
	OAK - 4P New England					
	7/0				 ADA	 ADA
	OAK - 6P					
	6/8					
	8/0				 ADA	 ADA

BELLEVILLE® SMOOTH		WIDTHS				
		2/0	2/6	2/8	2/10	3/0
	BLS - Flush					
	6/8				 ADA	 ADA
	7/0				 ADA	 ADA
	8/0				 ADA	 ADA
	BLS - 2P Square					
	6/8					 ADA
	8/0					 ADA
	BLS - 2P Roman					
	6/8				 ADA	 ADA
	8/0				 ADA	 ADA
	BLS - Cheyenne® 2p Plank					
	6/8					
	8/0					
	BLS - 4P New England					
	6/8					
	BLS - 6P					
	6/8					 ADA
	7/0				 ADA	 ADA
	8/0				 ADA	 ADA

# Fire-Rated / ADA

## EXTERIOR DOOR OFFERING

MASONITE® HD STEEL		WIDTHS				
		2/0	2/6	2/8	2/10	3/0
	MHD - Flush					
	6/8				 ADA	 ADA
	7/0				 ADA	 ADA
	8/0				 ADA	 ADA
	MHD - 2P Square					
	6/8				 ADA*	 ADA*
	7/0					
	MHD - 2P Roman					
	6/8				 ADA	 ADA
	MHD - 2P Plank Camber-Top					
	6/8				 ADA	 ADA
	7/0					
	MHD - Hollister® 2P					
	6/8					
	7/0					
	MHD - Craftsman 3P					
	6/8				 ADA	 ADA
	MHD - 3P Equal					
	6/8				 ADA	 ADA
	7/0					
	MHD - 3P Arch-Top					
	6/8					
	MHD - 4P Blank-Top					
	6/8				ADA	ADA
	MHD - 4P New England					
	6/8				 ADA	 ADA
	MHD - 6P					
	6/8				 ADA	 ADA
	7/0					
	MHD - 8P Parliament					
	6/8					

 - Available as 20 or 90-Minute Fire-Rated / **ADA** - ADA eligible door (Steel-edge only, Prem spec only) / Please specify Fire-Rating or ADA when ordering / ADA bottom panel may not line up with sidelites / Wood-Edge is 20-Minute only in 6/8 and 7/0 heights, Steel-Edge is 90-Minute in 6/8, 7/0 and 8/0 heights, Masonite, HD or Sta-Tru, HD and opaque only. / 20-Minute positive pressure Category B with hose steam. 90-Minute positive pressure Category B / \*MHD-2P Square - ADA eligible door (Steel-edge, Masonite spec with 9-1/4" bottom rail)



STA-TRU® HD STEEL		WIDTHS				
		2/0	2/6	2/8	2/10	3/0
	SHD - Flush					
	6/8				ADA	ADA
	7/0				ADA	ADA
	8/0				ADA	ADA
	SHD - 2P Roman					
	6/8				ADA	ADA
	SHD - 2P Plank Camber-Top					
	6/8				ADA	ADA
	7/0					
	SHD - Hollister® 2P					
	6/8					
	7/0					
	SHD - Craftsman 3P					
	6/8				ADA	ADA
	SHD - 3P Equal					
	6/8				ADA	ADA
	7/0					
	SHD - 4P Blank-Top					
	6/8				ADA	ADA
	SHD - 4P New England					
	6/8				ADA	ADA
	SHD - 6P					
	6/8				ADA	ADA
	7/0					
	8/0					
	SHD - 8P Parliament					
	6/8					



# MASONITE®

Open to extraordinary.



1-800-663-DOOR

9am to 5pm / Monday through Friday, EST

[masonite.com](http://masonite.com)

Masonite, "Open to extraordinary," Barrington, Belleville, Heritage Series, Oakcraft, Sta-Tru, and VistaGrande, are trademarks of Masonite International Corporation. Please check with your Masonite dealer or distributor for current warranty terms and conditions. Our continuing program of product improvement makes specification, design and product detail subject to change without notice.  
12/18 PRINTED IN THE USA © 2018 Masonite International Corporation

**⚠ WARNING:** This product can expose you to chemicals including wood dust, which is known to the State of California to cause cancer. For more information go to [www.P65Warnings.ca.gov](http://www.P65Warnings.ca.gov).