

**NEVER**  
**THE REAL WORLD**  
**IS NEVER PERFECT.**  
**COMPENSATE**<sup>WITH</sup>**Z-AC**

**COMPENSATE**<sup>WITH</sup>**Z-AC**  
**FIXING IT ALWAYS**  
**COSTS YOU MONEY.**



Z-Articulating Cap Sill™





# HAVE YOU COUNTED YOUR COSTS?

HOW MUCH ARE YOU AND YOUR CUSTOMERS REALLY SPENDING ON ASSEMBLING, INSTALLING, ADJUSTING AND SERVICING DOOR UNITS?

YOUR COSTS DON'T STOP AT THE DOOR.

BECAUSE CAULKING DOESN'T ALWAYS COME OUT CLEAN.

BECAUSE A DOOR BOTTOM IS SUPPOSED TO LAST PAST CLOSE IN.



BECAUSE MARGINS ARE RARELY, IF EVER, PERFECT.



BECAUSE JOB SITES AREN'T ALWAYS SQUARE, LEVEL AND PLUMB.



BECAUSE WHEN IT COMES TO ADJUSTMENTS, EVERYONE GETS COLD FEET.



BECAUSE SMALL PARTS CAN CAUSE BIG PROBLEMS.



## WHY DOES IT MATTER? BECAUSE YOUR CUSTOMERS DESERVE BETTER.

They want a sill that never has to be adjusted. They want a sill that performs when the opening isn't perfectly level. They want products that save money and prevent service calls. Stop settling for unnecessary costs and subpar door performance for you and your customers.

START SAVING WITH THE Z-ARTICULATING CAP SILL™.

UNDERSTAND YOUR COSTS AND HOW Z-AC CAN HELP YOU SAVE:  
[WWW.ZACSAVES.COM](http://WWW.ZACSAVES.COM)

## IT ALL ADDS UP.

HOW DO YOU MATCH UP?		EXAMPLE	YOUR COST
Shop Assembly	# of Exterior Prehangs Per Year	6,000	
	Average Shop Labor Rate	\$10.00	
	Avg. Time to Caulk (Hours)	0.017	
	Avg # of Door(s)/Per Tube of Caulk	10	
	Cost of Tube of Caulk	\$3.00	
Field Service Calls	# of Exterior Prehangs per Year	6,000	
	% of Doors with Service Calls	5%	
	Service Labor Rate (\$/hr)	\$20.00	
	Average Time to Service (Hours)	4	
		Average Cost of Service Supply	\$125.00

EXAMPLE  
 $6,000 \times (\$10.00 \times 0.017 + (\$3.00 \div 10)) = \$2,820.00$   
Doors/Year x (Shop Rate x Hr. to Caulk + (Cost of Caulk ÷ Doors Per Tube) = Shop Costs Per Year  
 $6,000 \times (5\% \times (\$20 \times 4 + \$125.00)) = \$61,500$   
Doors/Year x (% Doors w/ Calls x (Service Rate x Hours + Materials Cost) = Field Costs Per Year  
**YOUR DOORS COST \$64,320.00 IN ADDITIONAL COSTS PER YEAR.**

UNDERSTAND YOUR COSTS AND HOW Z-AC CAN HELP YOU SAVE:  
[WWW.ZACSAVES.COM](http://WWW.ZACSAVES.COM)



YOUR COSTS DON'T STOP AT THE DOOR. ADJUSTING THE SILL, ACCOUNTING FOR POOR SITE CONDITIONS, REPLACING A DOOR BOTTOM, INSTALLING CORNER PADS—IT ALL ADDS UP. SEE FOR YOURSELF...


HOW DO YOU MATCH UP?



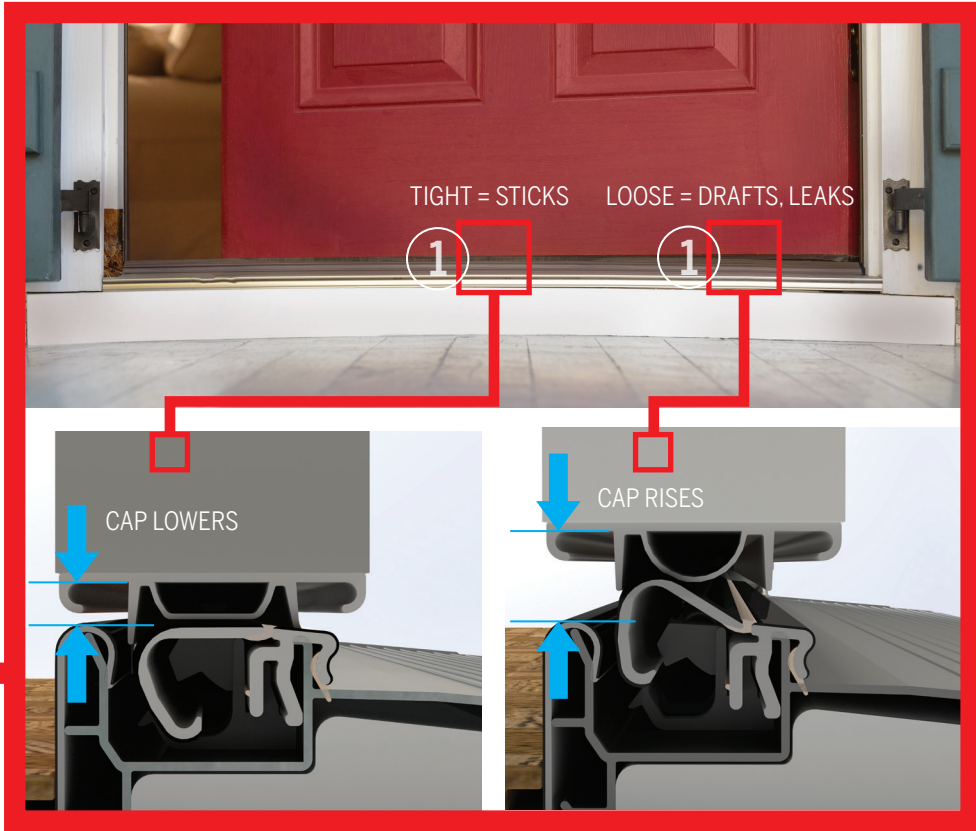
# Z-AC™ WORKS IN THE REAL WORLD.

Solve door problems before they start.  
**Z-AC makes doors work.**

Seal out water with no caulk. The Z-AC Door Bottom features a built-in gasket.



Sealing gaskets on the Z-AC Z-End Base™ eliminate the need for caulking.



### 1. WHO HAS TIME TO ADJUST?


**Z-AC still works.** No adjustment needed. Ever. Z-AC's unique articulating cap, with a living hinge and redundant spring assemblies, compensates independently along the width of the opening to overcome variations in margins between the door and the sill.

### 2. NO CORNER PAD? NO PROBLEM.

**Z-AC still works.** The Z-AC Z-End Base™ provides basic protection from water infiltration by: (a) blocking the path of water beneath the weatherstrip; and (b) providing sealing of up to 1/2" above the cap. Endura recommends the use of the Simple Solution® Corner Pads, but you can rest assured that a door unit with Z-AC will retain a basic seal without them.

### 3. TROUBLE IN THE STRIKE ZONE?

**Z-AC still works.** "Perfect" strike margins of 1/8" rarely exist on installed door units. The Z-AC Z-End Base™ (gasket stiffener) forms a high-performance seal on strike margins of up to 5/32" and continues to work even if margins reach 3/16" (when corner pad is present).





You can't be the best until you've passed every test.

**Tested to outperform**  
Testing at Endura goes beyond the basic requirements. We think of real-world problems our industry faces every day, and create tests to ensure that our products are up for the challenge while outperforming all others.

Z-AC has been extensively tested and proven to outperform every other sill on the market, even in less-than-ideal situations. Z-AC has undergone Comprehensive Independently Certified Testing, revealing higher Design Pressure (DP) ratings than any other sill, including in areas prone to severe weather.

Plus, Z-AC sills and door bottoms have been strenuously tested for durability, undergoing and standing strong through a minimum of 25,000 cycles and delivering real-world performance you can count on, now and in the years to come.

What does this mean for you?

Whether you are in Florida, Texas or other states requiring tested and certified door units, or Canada, where doors must meet NAFS Testing, Z-AC is the choice for you. No other sill product has undergone the testing nor performed at the levels of Z-AC.

Z-AC™ performs.

**Z-AC outperforms in every scenario.**  
Even in real-world conditions where margins are wide and corner pads are missing, Z-AC delivers higher performance in protecting against air and water infiltration.



During water testing, we use our on-site testing wall to simulate a storm with rainfall at a rate of 8 inches per hour and gusts of wind up to 60 mph.



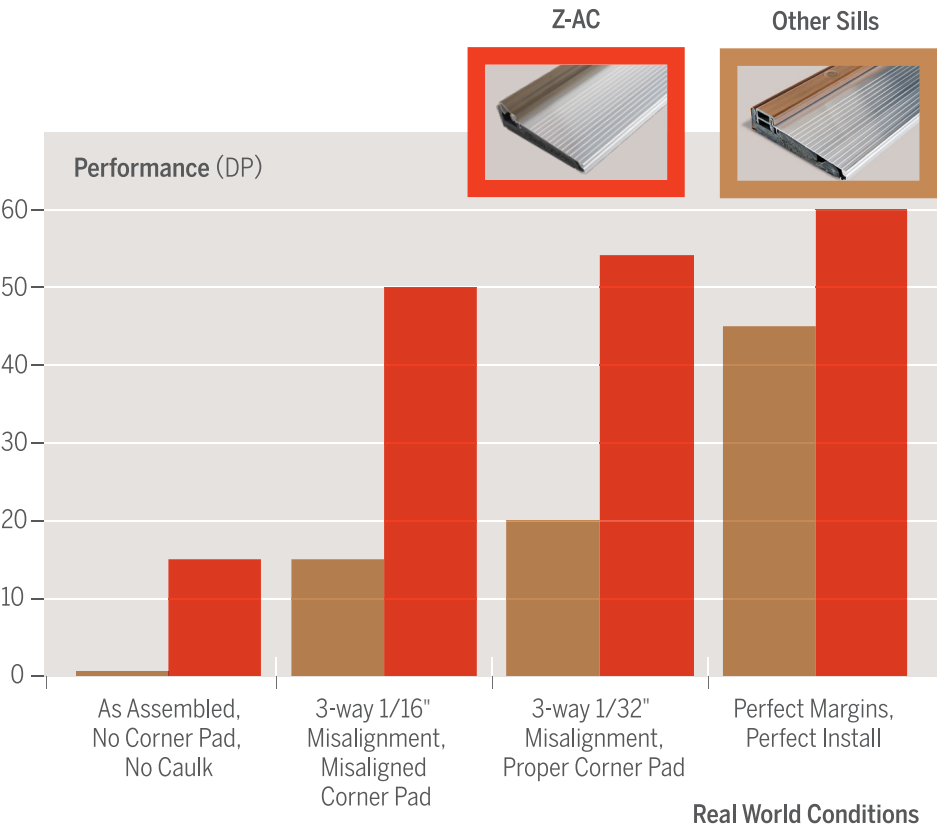
Z-AC has been tested and proven appliance proof, withstanding up to 400 lbs. in our unique rollover testing. Roll it over Z-AC without fear or damage.



Delivering the industry's lowest closing force, Z-AC has been tested to stand strong in severe weather while still being easy to use.



During cycle testing, Z-AC undergoes 25,000 cycles of full open-and-close door operation, ensuring reliable, lasting performance you can count on.



Z-AC™ makes any door work better.

Single Door With Standard Lock & Deadbolt					DP Rating (Water)	
Manufacturer	Panel Type	Glass	Config	Height	Z-AC	Z-Adjustable
Masonite®	Fiberglass	Flush	X	6/8	50	40
				8/0	35	35
	Fiberglass	Insert	X	6/8	50	40
				8/0	25	25
	Steel, Wood Edge	Insert	X	6/8	55	40
				8/0	30	30
plastpro®	Steel, Steel Edge	Insert	X	6/8	55	45
				8/0	50	30
	Fiberglass	Flush	X	6/8	50	30
				8/0	30	20
		Insert	X	6/8	45	40
				8/0	35	30
THERMA TRU® DOORS	Fiberglass	Flush	X	6/8	45	35
				8/0	30	30
Novatech®	Steel, Wood Edge	Insert	X	6/8	60	45
				8/0	30	15
JELD-WEN® WINDOWS & DOORS	Fiberglass	Insert	X	6/8	40	35
				8/0	30	25
	Steel, Wood Edge	Insert	X	6/8	50	40
				8/0	30	30
French Doors With Ultimate Multi-Point Astragal						
Masonite®	Fiberglass	Insert	XX	6/8	45	30
				8/0	40	25
	Fiberglass	Flush	XX	6/8	45	40
				8/0	40	35
	Steel, Wood Edge	Insert	XX	6/8	45	25
				8/0	35	25
plastpro®	Fiberglass	Insert	XX	6/8	45	30
				8/0	35	20
	Fiberglass	Flush	XX	6/8	40	40
THERMA TRU® DOORS				8/0	40	35
	Fiberglass	Flush	XX	6/8	45	40
				8/0	40	40
Novatech®	Steel, Wood Edge	Insert	XX	6/8	45	40
				8/0	40	35
JELD-WEN® WINDOWS & DOORS	Fiberglass	Insert	XX	6/8	45	35
				8/0	40	30
	Steel, Wood Edge	Insert	XX	6/8	45	30
				8/0	40	30
French Doors With Ultimate Astragal						
Masonite®	Steel, Steel Edge	Insert	XX	6/8	25	15
				8/0	20	0


Better still. It's a Z-Series Sill.



Built around the industry standard Z-Series platform, Z-AC can be used to build almost any door system up to 12'.

Upgrade to the problem-solving, margin-correcting, self-compensating Z-Articulating Cap Sill™— simply add the Z-AC Cap, Z-AC Mull Z-End Base™ and Z-AC Door Bottom to your existing Z-Series inventory. Take advantage of the Z-Series' modular design to exchange any Z-Series adjustable inswing cap for a Z-AC cap.

Using one continuous sill, you can reposition the active and sidelite caps to create door unit configurations for almost any application. That means you can hold your inventory count down, but deliver a sill for just about every conceivable application upgraded to the Z-AC.








## Z-AC™ Options.

Z-AC sill solutions are available for single, French, sidelite and hinged patio applications, and can also be used with existing Z-Series sill inventory and retrofitted into previously-installed door units.


Note: Z-AC systems for French door applications are only compatible with Endura Ultimate Astragals (MPA, Flip Lever, Ultimate or Lite).

			
Size	FN Platform	Z Plus Platform	Z Lineal Platform
3 11/16"	●		● *
4 9/16"	●		● **
5 5/8"	●	●	●
5 13/16"		●	●
6 7/8"	●	●	●
7 13/16"	●	●	●
8 5/8"	●	●	

\* Also available in 3 3/4". \*\* Also available in 4 7/8" with integral thermal break.

## Retrofit a Z-AC— solve existing problems.

Fix existing problems in the field. Retrofitting the Z-AC to any installed Z-Series inswing sill is easy. Remove the door and change out the existing door bottom for a Z-AC Door Bottom. Remove the existing adjustable cap and install Z-AC Mull Z-End Base™. Measure and cut the new Z-AC cap so that it is the length of the sill minus 1/4". Then install new Z-AC cap. Self-compensation means no more leaks or torn door bottoms. Problem solved.



## Z-AC Retrofit Kits & Accessories

### Replacement Kits

Packages of 1 or 10

#### Single Door Replacement Kit

1 3/0 cap, 1 kerfed door bottom, 1 staple-on door bottom, 1 pair Z-End Base™ mull stiffeners, 1 pair of active mull stiffener gaskets, 1 pair Simple Solution® Corner Pads

#### French Door Kit

1 6/0 cap, 2 kerfed door bottoms, 2 staple-on door bottoms, 1 pair Z-End Base™ mull stiffeners, 1 pair of active mull stiffener gaskets, 3 Simple Solution® Corner Pads, bottom pad for astragal shoot bolt, astragal lower trim cap, 2 pin capture mounting screws, 1 bolt receiver

### Door Bottoms

Cartons of 10 or 25

Door bottoms are available in both kerfed and staple-on options 2/6, 2/8, 3/0, and up to 4/0 long.

Kerfed - 7/16" reach

Staple-On - 7/16" reach

### Z-AC Caps and Bases Package

Box of 10 caps with center bases 2/6, 2/8, 3/0, 4/0, 6/0 (6/0 includes center pin capture assembly)

### Z-AC Center and Z-End Bases Package

Loose Center Base (box of 10)

Replacement Z-End Base™ (box of 10 pairs or 50 pairs) 4 9/16", 5 5/8", 5 13/16", 6 9/16", 7 13/16", mulls

### Loose Z-End Bases only

Available in packages of 50 pairs

### Sill Covers

Packages of 30, 35, 50 or 60

Available for 2/6, 2/8, 2/10, 3/0, 3/4, 5/0, 5/4, 6/0



8817 W. Market St., Colfax, NC 27235  
1.800.334.2006 www.enduraproducts.com

Innovation protected under patents and patents pending in U.S. and Canada.  
See www.EnduraPatents.com.

Effective 11.18 © Endura Products

Form # Z-ACPre-18